

How To Download Firefly for Students and then install it on your Android device.

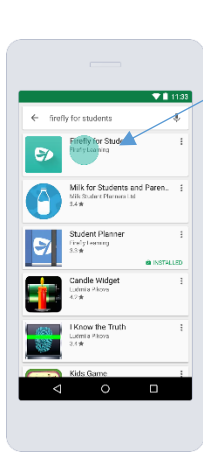
Before installing the app, make sure your device is running version 4.1 or newer.

Open the **Play Store**.

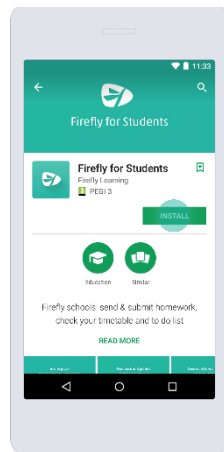


Type **Firefly for Students** in the search bar,

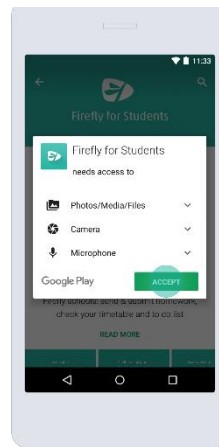
then choose the relevant result.



Select **Install**.



Choose **Accept**.

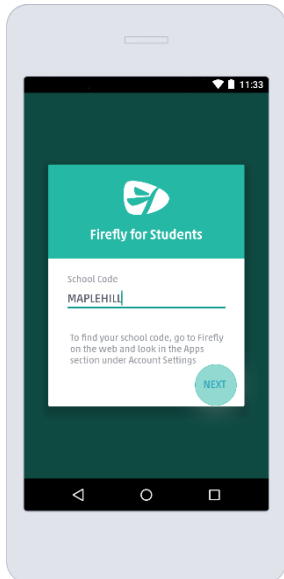


The app is added to your device.

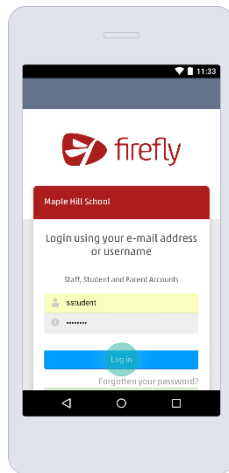
How To Log in to your Firefly for Students app.

Tap the app's icon to open it.


Enter your school code (TCS)
then select **Next**.



Enter your usual credentials.



Select **Log in**.



The app might take a few moments to load all of your information the first time you log in.