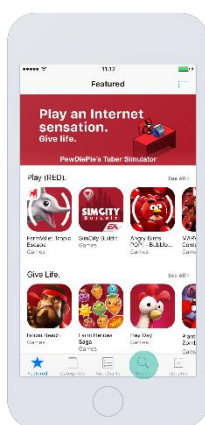


How to Download Firefly for Students and install it on your iOS device.

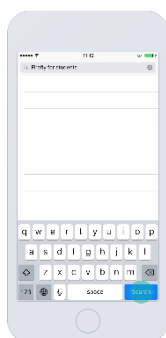
The current version of the Firefly for Students app was designed for iPhones. However, you can also use it on an iPad.

Before installing the app, make sure your iPhone is running iOS 9.3 or later.

Open the **App Store**, then select **Search**.



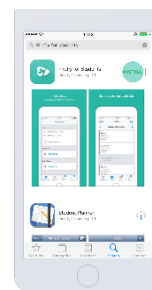
Type **Firefly for Students** in the search bar, then tap the Search key.



Select **Get**.



To start the download, choose **Install**.



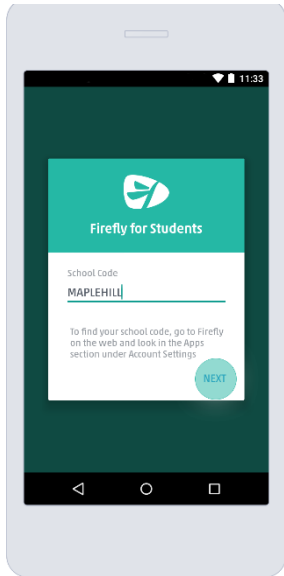
You might be prompted to enter your iCloud password.

The app is added to your device.

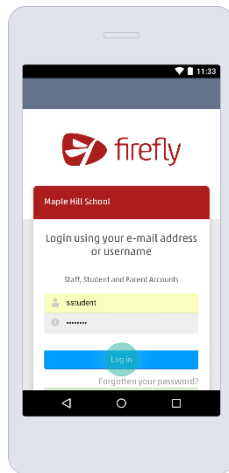
How To Log in to your Firefly for Students app.

Tap the app's icon to open it.


Enter your school code (TCS) then select **Next**.



Enter your usual credentials.



Select **Log in**.



The app might take a few moments to load all of your information the first time you log in.